

# FLOW CHAIR - FLOW CHAIR COLOR

Jean Marie Massaud

2009 - 2018



FLOW CHAIR



Upon request outdoor versions with sled base or 4-legged base in white or graphite grey.

A family of seatings of great impact and comfort. Designed for the home, the office and the community areas. Available with shells in two versions with a wide range of bases and finishes.

## VERSION WITH A MASS-PIGMENTED SHELL

The shell, made from polycarbonate through injection moulding, is mass-pigmented in the matt colours white, lead grey, mud, green, avio blue and powder pink and has a standard double finish: gloss outside, and microgroffered inside

## VERSION WITH SOFT TOUCH SHELL

The injection moulded polycarbonate shell features a soft touch paint finish in the matt colours white, lead grey, mud, green, avio blue and powder pink.

**NB: considering the nature of the shell, we recommend against outdoor use.**

## UPHOLSTERY

Flow Chair and Flow Chair Color seatings can be completed with upholstery: a thermoformed padded countershell with a small pad made from quilted polyurethane and polyester wadding.

The padded versions can be upholstered in fabric or leather. Removable upholstery; extra cover available if requested

**For the choice of the upholstery, please see the technical section on page 41, as well as the "fabric collection" section on the website.**

With customer's own leather, in order that the product is properly manufactured, the leather piece must be with no defects, such as scars or holes.

## FLOW CHAIR bases (only for black or white mass-pigmented shell)

The bases are supplied in the same colour of the shell, black or white:

- 4-legged base in steel tube, painted matt white, matt graphite grey or chrome-plated.
- sled base in steel wire, painted matt white, matt graphite grey or chrome-plated.
- 4-legged steel base in folded sheet metal, painted matt white or matt graphite grey, with an aluminium coupling device painted in the same colour. 360° swivel.
- 4-legged LEM base in double-layer tubular steel with connecting elements in steel wire, painted matt white or matt graphite grey. 360° swivel.
- 5-point-star base in die-cast aluminium, painted matt white or matt graphite grey. 360° swivel.
- height-adjustable 5-point-star base on castors, made of die-cast aluminium, painted matt white or matt graphite grey. Castors in the same colour of the base. Height adjuster (41.2/51.2 cm) crafted in steel. 360° swivel.

## FLOW CHAIR COLOR bases (for black, white and colored shells)

The bases are supplied in the same colour of the shell:

- Base with central leg: produced in aluminium painted with epoxy powder in the matt colours white, graphite grey, lead grey, mud, green, avio blue and powder pink or in gloss white. 360° swivel.
- 4-legged CROSS base: die-cast aluminium frame and solid wood legs, lacquered in the matt colours white, graphite grey, lead grey, mud, green, avio blue and powder pink.
- 4-legs CROSS OAK base: die-cast aluminium frame painted with epoxy powders in the matt colours white, graphite grey, lead grey, mud, green, avio blue and powder pink, and solid natural oak legs with transparent lacquer, available in the finishes natural, brown or bleached;
- VN 4-legged oak base, frame from transparent-lacquered natural oak solid wood with a natural, brown or bleached finish, with a lacquered steel coupling device painted matt white, graphite grey, lead grey, mud, green, avio blue and powder pink. 360° swivel.
- 4-legged oak base, frame from transparent-lacquered natural oak solid wood with a natural, brown or bleached finish, with a lacquered steel coupling device painted matt white, graphite grey, lead grey, mud, green, avio blue and powder pink, 360° swivel.

## Optionals

Upholstered PAD: available both on Flow Chair and Flow Chair Color, made with polyurethane and polyester wadding, and with quilting that is thermally bonded to the fabric. This special manufacturing technique endows the texture patterns and the padding with a three-dimensional look, while ensuring quality and durability over time. Because of these special features, the upholstery covering cannot be removed.

# FLOW CHAIR - FLOW CHAIR COLOR



FLOW CHAIR COLOR

## Outdoor use

Upon request, availability of outdoor versions with a 4-legged or a sled base in white, or graphite grey.

Any material left outside, even if properly treated, can have superficial molecular and colour changes during its lifetime. Of course, the amount of alterations is directly related to the amount of exposure to weather and to the geographical area (for ex., high humidity and/or salinity). Regular maintenance, for instance periodic cleaning with water, increase resistance to corrosion.

## FLAME RETARDANT PADDING

Norms 11M, California TB 117-2013 and BS are available upon request with a surcharge as of +5%. Feasibility, costs and delivery times to be verified with our Sales Dept.

NB: the use of flame retardant polyurethanes and interliner can give a different result from the standard.


For the choice of the upholstery and its feasibility according to any norms, please refer to the technical section on page 41

Ref. regulations ISO and UNI EN see page 43.

## SHELL FINISHES




F078 =  
avio blue  
PANTONE 5497C



F006 =  
white



F076 =  
lead grey  
PANTONE Black 7C



F060 =  
mud  
PANTONE 404C



F080 =  
green  
PANTONE 5773C



F079 =  
powder pink  
PANTONE 4745C



F022 = black  
(only for mass-  
pigmented shell)



F006 = white


## BASE FINISHES, PAINTED




S058 =  
matt avio blue  
PANTONE 5497C



S007 =  
matt white



S063 =  
matt lead grey  
PANTONE Black 7C



S066 =  
matt mud  
PANTONE 404C



S033 =  
matt green  
PANTONE 5773C



S062 =  
matt powder pink  
PANTONE 4745C



S041 =  
matt graphite grey



S006 =  
gloss white  
(for mass-pigmented  
bases with central  
leg)



# FLOW CHAIR COLOR

## OPTIONS

## WHITE, BLACK OR COLORED SHELL

## PADDED SHELL

### with central leg



• 44 •



• 44 •



### VN 4-legged oak base



• 56 •



• 56 •



### 4-legged oak base



• 54 •



• 54 •



### 4-legged CROSS and OAK CROSS base



• 53 •



• 54 •



• 53 •



• 54 •